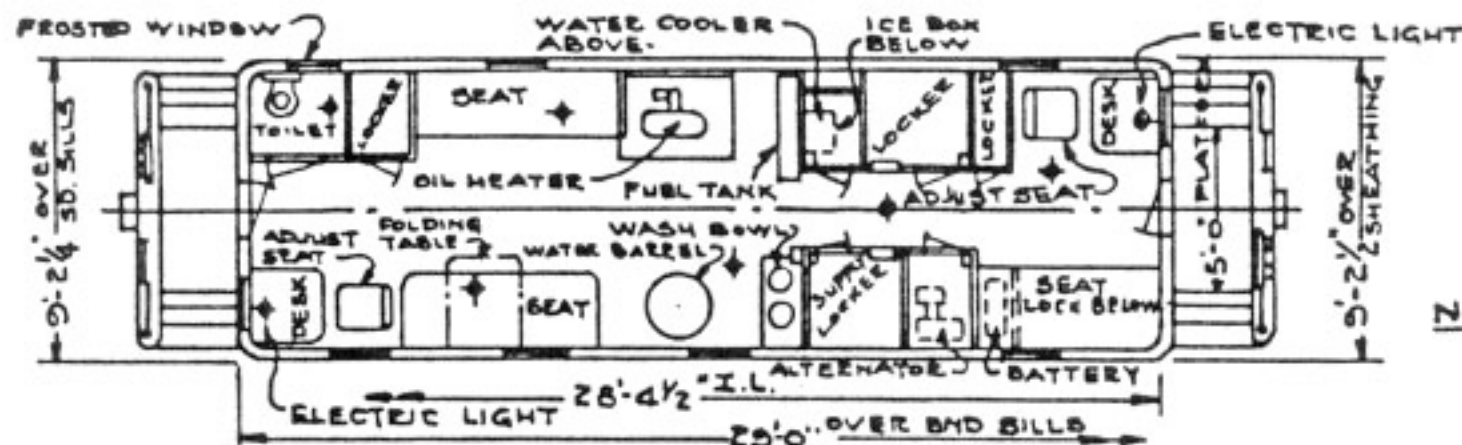


-4-67  
-21-67  
-10-75

# ROCK ISLAND LINES

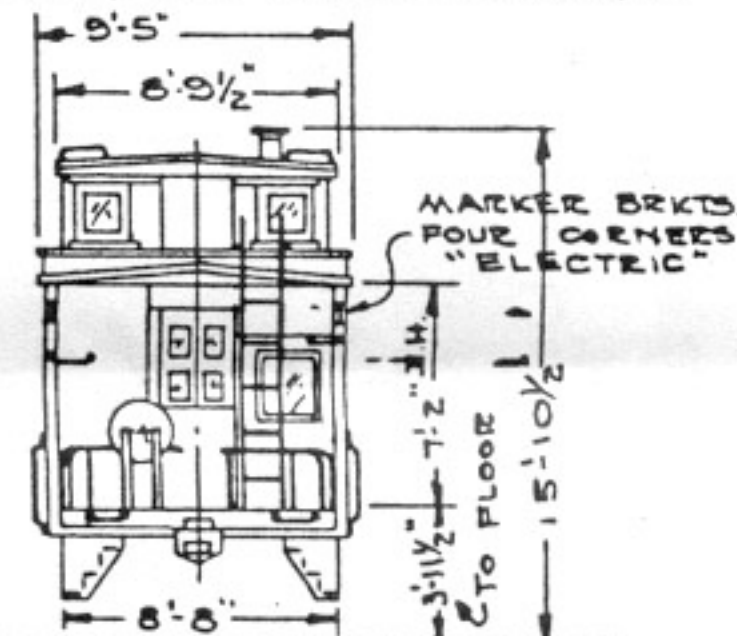
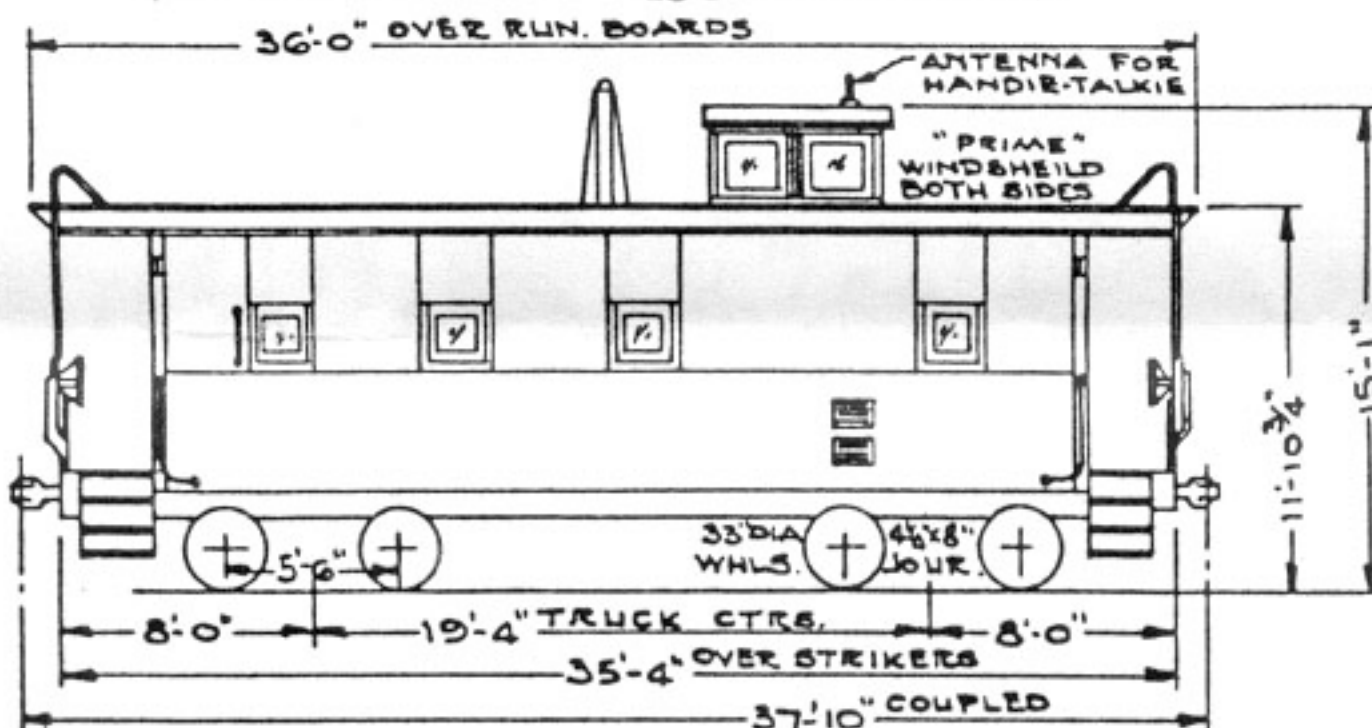
## 29'-0" ALL STEEL CABOOSE ELECTRIC LIGHTS

17850-17899  
(MODERNIZED)



INSIDE HEIGHT --- 7'-2"  
INSIDE WIDTH --- 8'-6"  
INSIDE LENGTH --- 28'-4"

NOTE:-  
CABOOSE 17887 EQUIPPED WITH  
SAFETY 2KW-32VOLTS AXLE GEN.



BUILT (1930)	MODIFIED BY R.R.CO.	1955
WEIGHT	47400 LBS.	
UNDERFRAME	ALL RIVETED 12"Z 40.3#CTR.SILL	
SUPERSTRUCTURE	STEEL FRAMED	
ROOF	WOOD	COVERED WITH CANVAS
RUN. BOARD	WOOD	
PLATFORM STEPS (STEEL)	PASS TYPE	SAFETY TREAD
HAND BRAKE	A.A.R. CERT.	AJAX
BODY BRAKE	"AB" 10-12	W.A.B.
DRAFT GEAR (MINER CR-3)	24 3/8" TRAVEL	
COUPLER	6"x8" SHANK, TYPE "E" ROTARY	
COUPLER YOKE	A.A.R. C.S. VERT. KEY-CONNECTED	
COUPLER RELEASE	ROTARY	
LIGHTS-ELECTRIC	12-VOLTS	
ALTERNATOR-LEECE-NEVILLE	14VOLT 75AMP AXLE-DRIVEN	
BATTERY-DELCO	12VOLT, 150AMP HOUR @ 20.HOUR RATE	

TRUCKS	BETT. SWING MOTION
JOURNALS	4 1/4" x 8"
SIDE FRAME	CAST STEEL
BOLSTER	CAST STEEL
BRAKE BEAM	A.A.R. CRECO
SIDE BEARINGS	ROLLER
SPRINGS	R.I #874 or ALCO SV-6043 ELLIPTIC
WHEELS	33"DIA. CAST STEEL OR I-W

BODY WEIGHT	32920 LBS
TRUCK WEIGHT	14480 LBS

SEE NOTE

21-65  
C.M.J.

11-10-75